


	3-STRIP	1-STRIP
SURFACE LAYER	3,2 mm	2,5 mm (Senses 3,2 mm)
MIDDLE LAYER	8,2 mm	9,5 mm (Senses 8,2 mm)
BOTTOM LAYER	2.6 mm	2.0 mm (Senses 2,6 mm)
WIDTH/ LENGTH/ THICKNESS	207 mm/1092.2200mm/14 mm	130,180,207 mm/1092,2200 mm/14 mm

Dimensional characteristics and maximum permitted dimensional deviations of flooring components (single boards) according to EN 13489.


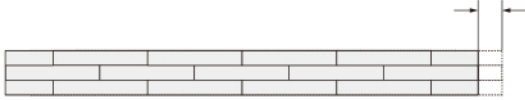
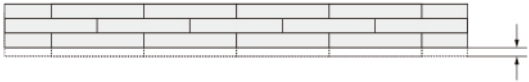
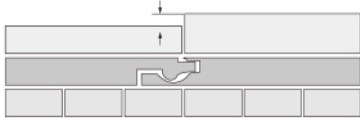

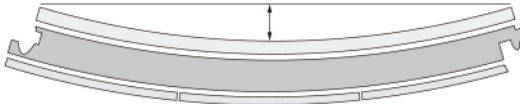
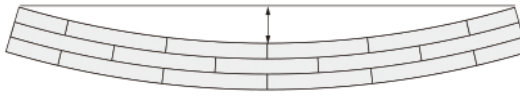
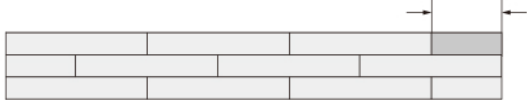
### TECHNICAL PARAMETERS OF MULTI-LAYER BOARDS

Board moisture content	5% to 9%	According to the standard, the moisture content of 5 %6 to 9 % refers to when the product is released from the manufacturing plant.
Top layer wood hardness Measurement method- acc. to EN 13489-Brinell hardness test metod (EN 1534)	Min. 10 N/mm <sup>2</sup> -according to EN13489	Oak - 3,7 N'mm Ash - 4,0 N/mmz Beech -3,8 N'mm Sapella- 3.6 N/mm Jatoba- 6,8 N'mm Merlau-4.9mm
Thermal conductivity	$\lambda = 0.14$ W/mK	Averaged thermal conductivity for a 14 mm thick board, calculated by method acc.to EN 14342:2013
Heat resistance	$R = 0.1$ m <sup>2</sup> K/W	Averaged thermal conductivity for a 14 mm thick board, calculated by method acc.to EN 14342:2013
Board temperature above the underfloor heating system	max 29°C (84°F)	The maximum surface temperature of boards installed above the underfloor heating system according to EN 1264. 
Formaldehyde emissions	Class E1	According to EN 717:2006
Pentachlorophenol (PCP)	Not detected	According to CTR/TR 14823

### VARNISH AND OIL COATING PARAMETERS

TEST TYPE AND RELEVANT STANDARD	Varnish L05-XXX	Varnish LAK-XXX	Varnish LIN-XXX	Oil UV OLE-XXX	Oil OXY OX4-XXX
Gloss (Gardner scale 60)	9° ± 2°	20° ± 3°	20° ± 3°	10° ± 2°	3,5° - 5,5°
Abrasion resistance acc. to EN 14354:2004/AC:2006, 12/16, Taber sand (taber industries 240 AL0 (falling sand test). Taber test*	WR1	WR1	WR3	n.a.	n.a.
Abrasion resistance acc. to EN 438-2:2005; S33 (abrasive strips). Taber test*	>175	>175	> 200	n.a.	n.a.
Varnish elasticity (falling ball test) acc. to EN 14354:2004/AC:2006	EC2	EC2	EC3	n.a.	n.a.
Adhesion (cross cut test) acc. to EN 14354	0-1	0-1	0-1	0-1	0-1
Chemical resistance** acc. to EN 13442	Class 5	Class 5	Class 5	Class 4	Class 4
Reaction to fire acc. to EN 14342	Dfi-s1	Dfi-s1	Dfi-s1	Dfi-s1	Dfi-s1

\* Varnish layer parameters without brushing \*\* Averaged test result

Features	EN 13489	Barlinek	Drawing / Remarks
Top layer thickness	≥ 2,5 mm	≥ 2,5 mm	<p>If no excessive wear is caused during use or if refurbishment does not require removal of too much wood, it should be possible to refurbish boards twice – acc. to EN 4342</p> 
Maximum permitted deviation in length	n.a.	One board per pack may be up to -20 mm in length or two boards per pack may be -10 mm in length	<p>This product type is not subject to any special restrictions as this parameter has no adverse effects on installation.</p> 
Maximum permitted deviation in width	+/- 0,2 mm	+/- 0,2 mm	
Gap between elements	< 0,2 mm	< 0,2 mm	
Maximum permitted deviation in rectangularity	≤ 0,2% of board width	≤ 0,2% of board width	 <p>for a 207-mm wide board, the deviation in width is 0.41 mm</p>
Widthwise curvature (across the element)	≤ 0,2% of board width	≤ 0,2% of board width	 <p>for a 207-mm wide board, the deviation in rectangularity is 0.41 mm</p>
Lengthwise curvature (along the sides of the element)	≤ 0,1% of board length	≤ 0,1% of board length	 <p>for a 2200-mm long board, the deviation in rectangularity is 2.2 mm</p>
Minimum length of board-end strips		200 mm	
Deviation from the plane (banana)		+/- 22 mm	